

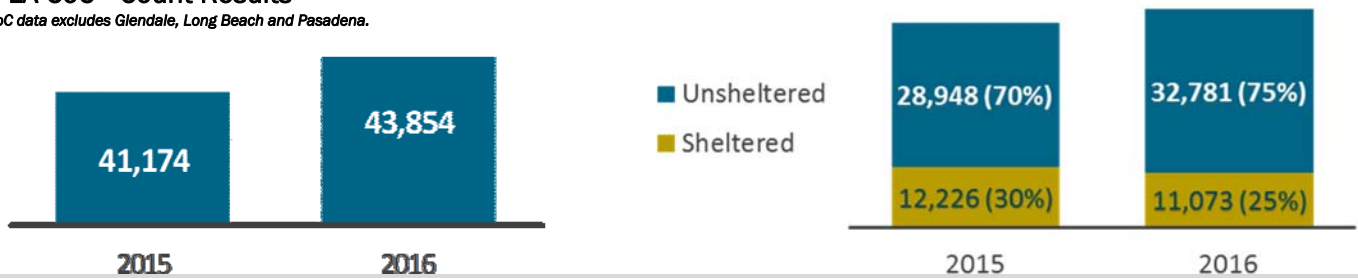
2016 Greater Los Angeles Homeless Count Results

Los Angeles Continuum of Care

The 2016 Los Angeles Homeless Count, led by LAHSA, engaged close to 7,500 community partners to count the number of homeless persons across the LA Continuum of Care (LA CoC). This was the largest count in the nation and provides valuable information on the scope and extent of homelessness in Los Angeles.

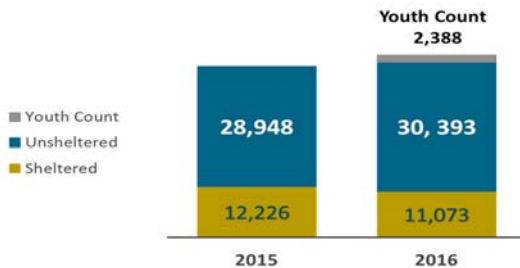
2016 LA CoC* Count Results

*The LA CoC data excludes Glendale, Long Beach and Pasadena.



- Total homeless population for 2016 in the LA CoC is 43,854, which is a **6.5% increase** from 2015.
- The **sheltered** population (residing in emergency shelter, transitional housing or Safe Havens) **decreased 9%** (12,226 to 11,073) from 2015.
- The **unsheltered** population (residing in a place not meant for human habitation such as cars, parks, sidewalks or on the street) **increased 13%** from 2015 (28,948 to 32,781).

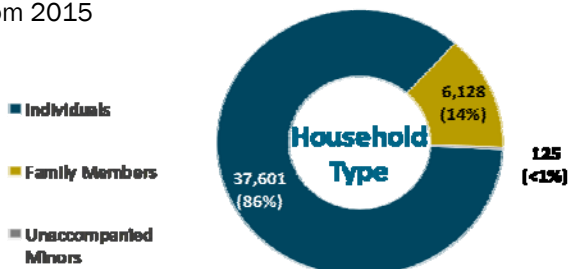
Youth Count



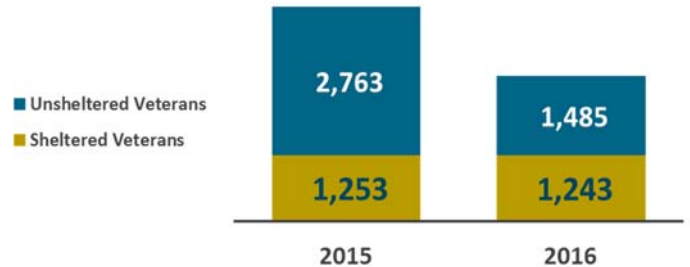
- Total unsheltered, sheltered, and Youth Count resulted in homeless population increase of 6.5% since 2015
- Improvements in youth count, using survey-based approach

Household Types

- Majority of the homeless population are individuals, representing **86%**
- 14% are family members, which is an **18% decrease** from 2015

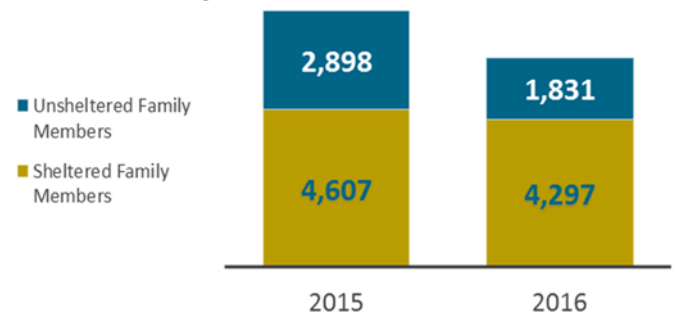


Decreases in Veteran Homelessness



- Total decrease of 32% in veterans since 2015
- Greater decrease in the City of Los Angeles (-41%) vs. Non-City (-14%)
- 8,447 veterans have been placed into permanent housing since 2014

Decreases in Family Homelessness

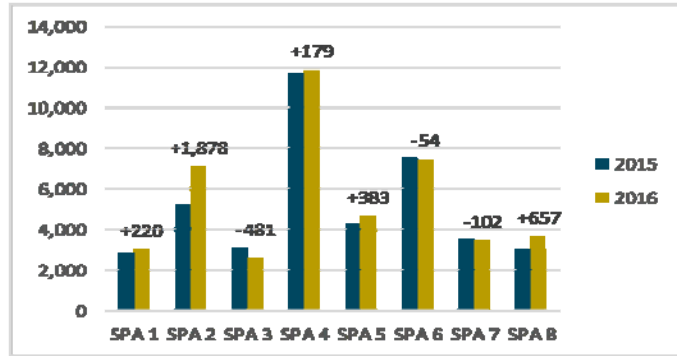


- 18% decrease in homeless family members from 2015 to 2016

Service Planning Areas (SPA) Major Highlights

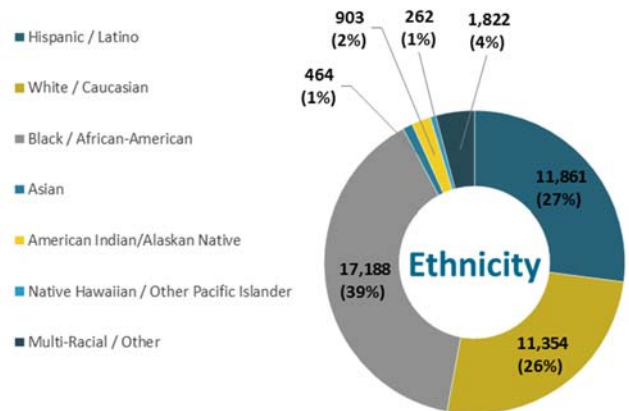
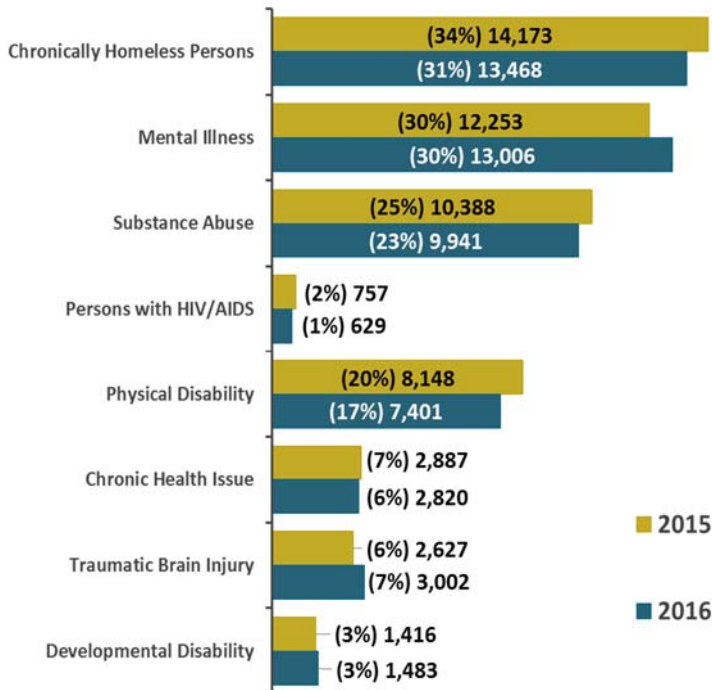
- SPA 2 (San Fernando Valley) experienced the largest increase from 2015 to 2016, with an **increase of 36%**
- SPA 3 (San Gabriel Valley) experienced a **decreased by 16%** since 2015

Service Planning Area	2015	2016
1- Antelope Valley	2,818	3,038
2- San Fernando Valley	5,216	7,094
3- San Gabriel Valley	3,093	2,612
4- Metro LA	11,681	11,860
5- West LA	4,276	4,659
6- South LA	7,513	7,459
7- East LA County	3,571	3,469
8- South Bay	3,006	3,663
TOTALS	41,174	43,854

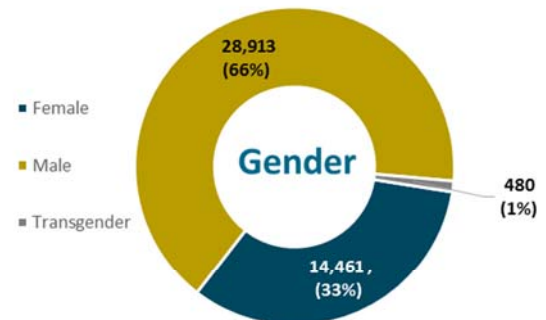


Subpopulation Characteristics

Chronically homeless individuals, persons with mental illness, and persons with substance abuse represent a large share of homeless persons.



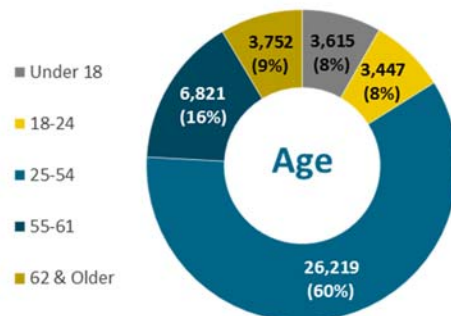
African-Americans represent 39% of the homeless population in 2016 (39%).



66% of homeless persons are males.

Other Demographic Characteristics

- Domestic Violence Experience: 20% (7,868 people) has a history of physical or sexual abuse, including domestic or intimate partner violence and/or stalking.
- Majority of unsheltered have lived in Los Angeles County for at least 20 years (72%).



12% increase in persons ages 18 to 24 and 25 to 54.